

BE INSPIRED WITH OUR HOME IMPROVEMENT IDEAS

HOME *edit*

BY **eden** 
windows
doors & conservatories


THE ENERGY SAVING *special*

- ☆ MONEY-SAVING TIPS IN REAL CUSTOMER HOMES
- ☆ TRIED & TESTED ENERGY EFFICIENT PRODUCTS
- ☆ EASY COST-SAVING SOLUTIONS

NEW
COMPOSITE
DOORS FOR 2023

Life improving
HOME IMPROVEMENTS

WINDOWS • DOORS • ORANGERIES • EXTENSIONS



ENERGY SAVING *made easy*

In this second edition of our Home Edit, we are talking about what's on every homeowner's mind right now: **energy**.

The price of energy is at an all-time high, with many households struggling to budget for the extreme increase in the cost of living. And with the increase, there's never been a more crucial time for you to take action.

Providing you with **36 pages of real tangible solutions**, the latest in energy efficient products, and tips and tricks to help **save you money**, our Home Edit has everything you need to know about combating the energy crisis in your home.

Flick through and discover ways to **lower your energy bills** without spending any money, learn how to future-proof your home from impending price hikes and get inspired by customers who have taken appropriate measures to counter the costs.

Get the answers that matter the most from our home improvement experts. We can provide the tools, tactics and solutions to help lower your energy usage. After all, energy efficiency begins at home.

The Home Edit Team



THE ENERGY LOWDOWN

- 11 GOT THE ENERGY?**
All the big stats, in bite sized snippets.
- 12 HEY, BIG SAVER!**
Easy ways you can save on your energy bills at home, right now.
- 28 A TOTALLY EFFICIENT SPACE**
Start using, and loving, your old conservatory again.

HOME *edit* Contents

IN THIS ISSUE

04 ENVISAGE FLUSH CASEMENT WINDOWS

The Henry family opt for the perfect modern twist on a traditional flush frame.

08 REVITALISED & IMPROVED

Mr & Mrs Pringle update their home with Extreme UPVC windows and doors.

14 ASK THE EXPERT

We answer your energy related questions and queries.



NEW & NOW

16 2023 COMPOSITE DOORS,

Discover our most energy efficient door collection ever.

18 WE'VE GOT THE WOW FACTOR!

A beautiful energy-efficient extension created within our 3D Design Studio.

27 GET THE LOOK

Ellie Morley @home_by_ellie shares her stunning style.





We're delighted with how the windows block out the noise and enhance the aesthetic of the cottage.

The added appeal of them lay in them being manufactured from a contemporary UPVC profile as this would assure the Henry family of exceptional window performance, security and insulation, characteristics that genuine wooden flush casements often severely lack. They commissioned a full replacement of all the existing windows, accessorising the design with elegant Georgian bars and opting for a fashionable Hazy Grey finish externally. It's given the house an understated elegance and outdoor noise is far less audible indoors now than it was.

A flush, sleek aesthetic



The key pieces!

A secure locking system built in, providing ultimate protection.

WE'VE GOT THAT *kerb appeal*

A TOTAL STYLE TRANSFORMATION

The Henry family had searched around for an accurate modern equivalent of a traditional flush casement window design for quite some time, without success. To their relief, they eventually found one in our extensive window collection, with our Envisage UPVC flush casements stylistically modelled on the timber flush casements of yesteryear.

Before committing to buying them, they wanted to scrutinise their design in person first, calling into our showroom for a thorough look at the product. This was when it was confirmed to them that our Envisage windows had the simple, clean lines and proportions that you would associate with a classic flush casement window. >>

It's the perfect modern twist on a traditional flush frame.



**OUR MOST
ENERGY EFFICIENT
RANGE ON
THE MARKET**

THE PROJECT

THE OWNERS

The Henry family

PRODUCT FEATURES

UPVC Envisage windows with an on-trend grey external finish, beautiful Georgian bars and high-performance glazing with secure hardware and carefully-crafted silver handles to complete the styling.

MATERIAL BENEFITS

UPVC is a low-maintenance, durable and weather-resistant material. A modern alternative to traditional timber windows, our UPVC flush windows offer exceptional performance.

COLOUR OPTIONS

Dual-coloured frames - a fashionable Hazy Grey finish for the outside and a classic white finish for the internal frame.

THE *Interior*

BEAUTY ON THE INSIDE

The same attention to detail has been paid to the interior of the windows, which have been finished in a Classic White colour and are beautifully furnished with our contemporary handles and stays. Inclusion of our 'Secure It' window locking system, running along the full length of the windows and tested over 30,000 times, helps them feel much safer in their space.

We never thought we'd get a high-quality flush window at such an affordable price.



The key pieces!

Designed to withstand regular use and stay securely fastened.



A heritage-look product that boasts modern performance features.



TOP *style* TIPS

Create a joyful home

- * Window dressing is important. If you wish to maximise natural light and have more light control, widen the window area by choosing blinds or shutters rather than curtains. They will also appear neater and more streamlined in appearance.
- * Maintain a balance of old and new by mixing antiques with modern pieces. From ornate folding screens and one-of-a-kind vases to colourful feature walls, an eclectic style is interesting to look at and creates a lived-in feel.
- * Don't be afraid to put your own stamp on your decor and never shy away from colour! As long as you maintain a cohesive palette, a bold scheme will result in a joyful home.



A cohesive style doesn't only refer to colours and textures. Shapes can be mimicked throughout your space, such as the soft edges of your fireplace and coffee table.

Revitalised IMPROVED

| A MODERN UPDATE OF A MUCH-LOVED FAMILY HOME |



THE DETAILS

WHO LIVES HERE?

Mr & Mrs Pringle

PRODUCT FEATURES

UPVC Extreme Windows are one of the most advanced windows on the market.

WHEN WE MOVED IN

The Pringles have resided in the property from the time it was built, which was in the early part of the noughties.

WHY EXTREME?

Extreme Windows had the all-round performance to solve every problem they faced, cutting out draughts, bolstering security and restoring aesthetics in one fell swoop.

The Pringles revitalised and improved the look and efficiency of their home with our market-leading Extreme UPVC windows and doors.

Built in the early 2000s, the Pringle's home had long served them well. The house was spacious, modern and in an ideal location. However, like many homeowners, they noticed some small issues to do with their existing windows and doors. Over the years, these grew and grew.

Faced with noticeable draughts and visibly rotting timber frames, the couple opted to get brand new, modern windows. At the same time, they upgraded their existing doors to ensure an accurate colour and style match across the property.>>

Every last detail is personalised



**OUR MOST
ENERGY EFFICIENT
RANGE ON
THE MARKET**

STYLISH & EFFICIENT

Our UPVC Extreme windows are not only our most energy efficient range, but have accredited security features and a great range of colours, making them the ideal choice for the couple. After looking through the available finishes, they chose a dual colour option: on-trend Hazy Grey on the outside and White on the inside - a perfect combination for their contemporary home.



Outdoor views are now extended



"Every person that came was pleasant and professional. The fitters were the gems. They came punctually, they never left any mess and if there was any sort of problem they would explain it."



BUILT AROUND *YOUR SCHEDULE*

The installation process was seamlessly coordinated around the couple's schedule and availability. The couple were highly complimentary of our fitting teams, especially their clear communication and willingness to accommodate some changes to the proposed designs.


ATTENTION TO *DETAIL*

Once their new frames and doors were fitted, the Pringles noticed an immediate difference.

The stylish Hazy Grey frames gave their home a uniform, modern look while the improved glazing allowed more natural light in, making their rooms feel bigger and brighter than before.



We provide a follow-up performance check for every installation



The views are much better from inside out, and the house looks much better!

Mrs Pringle also commented on how easy the new Extreme Patio and French doors were to operate – a stark contrast to their old ones. As a result, the couple are using their rear-facing doors a lot more and are spending more time out in their beautiful garden.

Request your
FREE QUOTE



LIKE WHAT YOU SEE?

Your ideal home update could be closer than you think!
Let's get going. Get a free quote **from our website.**

Got the Energy?

Take an easy look at the numbers that add up to make a difference.
Make a few changes and **make some savings.**

SAVE
£235
A YEAR AND
405KG
OF CARBON DIOXIDE

BY REPLACING SINGLE
GLAZED WINDOWS
WITH A+ RATED DOUBLE
GLAZED WINDOWS



OF HEAT ENERGY
CAN ESCAPE FROM
A BUILDING THROUGH
INEFFICIENT GLAZING

Glass Glazing Federation.




SAVE
£90
A YEAR AND
295KG
OF CARBON DIOXIDE
BY TURNING THE
THERMOSTAT
DOWN BY



SAVE
£65
A YEAR JUST BY
SWITCHING OFF
APPLIANCES ON
STANDBY MODE

SAVE
£125
A YEAR ON
ENERGY BILLS
BY DRAUGHT
-PROOFING
YOUR WINDOWS & DOORS

**NATIONAL
AVERAGE PRICES***


ELECTRICITY
34p
kWh


GAS
10.3p
kWh

AS OF OCTOBER 2022

**energy
saving
trust**



Glass and Glazing Federation

*According to the Energy Savings Trust.
This is for illustration purposes only.
Your exact unit cost depends on your supplier,
meter type, where you live, what tariff you're on
and how you pay.



Hey, BIG SAVER!

HOW TO LOWER YOUR ENERGY BILLS WITHOUT SPENDING MONEY

If you don't currently have the finances to improve the energy efficiency rating of your home but are desperate to bring down your bills, it could be easier than you think to reduce your energy costs. Try changing some home living habits to save some valuable pounds and pennies.

1 STOP OVERFILLING YOUR KETTLE

Who doesn't love a cuppa?

The top tip we have for you tea and coffee drinkers is to only fill your kettle with as much water as you need. Get your measurements right by adding the cold water to the cups first and then pouring it all into the kettle before boiling.

Uswitch said that this simple change could save you £87 over the year!

**SAVE
£87**
over the year



Double win! Save energy & water

**SAVE
£43**
per person
per year



Try showering 2 minutes faster!

2 SPEED UP YOUR SHOWER TIME

Taking shorter showers is a money-saver and the recommended shower length for our skin is 5 to 10 minutes long. Set an alarm prior to stepping into the cubicle that goes off after a 5-minute showering spell, or more cleverly, create a 5-minute Spotify showering playlist - how about some Wet, Wet, Wet?

Speeding up your showers by 2 minutes can **save around £43 per year for each person living in your house**, according to the financial publication, This is Money.

3 AVOID USING STANDBY ON THE TV REMOTE

The easy thing to do after you've finished binge-watching a boxset and are heading to bed is to press the standby button, when what you should do is hit the off switch on the wall.

How much energy your TV consumes in standby mode will depend on its size, model, and energy efficiency rating.

The energy experts at Utilita say that some televisions can use as much as 10 watts an hour when on standby, which **works out at about £25 over a year.**

SAVE
£25
over the year



Switch off at the wall - easy!

TUMBLE DRYERS
COST
£233
used 3 times a week
over the year

4 HANG UP YOUR WASHING OUTSIDE

It's been a scorching hot summer, with hopefully a little more warm weather to come. On those warm, sunny days, grab your pegs and put your wet towels, clothes and under garments on the washing line so that they can dry naturally.

Tumble dryers are one of the most energy-intensive devices in the home, with **Uswitch confirming they can set you back £223 a year if you tumble dry three loads a week.**



THEY MAY SEEM LIKE SMALL SAVINGS, BUT OVER TIME THEY WILL REALLY ADD UP!



ASK THE EXPERT

Energy Focus

Our team of professional product designers, installers and manufacturers answer your most common questions...



WHAT IS THE ENERGY PRICE CAP? HOW IS IT CALCULATED?

.....



"The energy price cap is the maximum price an energy company can charge homeowners for the amount of gas and electricity they use.

The price cap was introduced to limit the profits of the companies and protect consumers from short-term price changes. It is based on the costs energy suppliers are currently facing, the most significant being wholesale costs.

FROM 1ST OCTOBER 2022
THE ENERGY PRICE CAP
WAS FROZEN AT
£2,500

From 1st October 2022, the energy price cap for a typical household that uses a medium amount of energy was frozen at £2,500. This Energy Price Guarantee will now be reviewed in April 2023."



Q WHAT ARE U VALUES AND WHY ARE THEY SO IMPORTANT?

A "The U-Value of a window indicates how effective it is at retaining internal heat and preventing it from escaping. A U-Value is measured in Watts per square metre or $W/m^2 K$. The lower the U-Value number, the better the heat retention of the window. Any new or replacement window must have a minimum U-Value of $1.6 W/m^2 K$."



Q I ALREADY HAVE ENERGY-EFFICIENT WINDOWS AND DOORS. ARE SOLAR PANELS WORTH IT?

A "Yes, solar panels are extremely beneficial, especially in an energy crisis. Solar panels can save you up to 70% on your household bills, slashing your monthly outgoings dramatically.

By powering your home with free energy from the sun, you can enjoy more disposable income and reduce your carbon footprint to help the planet. They could also increase the value of your home."



Q HOW MUCH WILL IT COST TO REPLACE MY WINDOWS AND DOORS?

A "No two homes are the same, so we are unable to give you a blanket figure without discussing your specific requirements first.

Made-to-measure windows and doors will be specially tailored for your home, accounting for the available openings and fittings. Before we can give an accurate estimate, we discuss your style, colour and performance preferences, as well as measure up in your home."



Q HOW DO I CHECK THE PERFORMANCE OF MY CURRENT WINDOWS?

A "Look for signs of moisture or mould and check for cracks in the sealant. You could also place a candle near them to see if the flame flickers at all. A flickering candle would suggest your current windows are causing a draught and it may be time to replace them."

GOT A QUESTION?

Ask our experts yourself
via social media



2023 COMPOSITE DOORS

OUR MOST ENERGY EFFICIENT COLLECTION TO DATE

A long-time spearhead of product innovation in the home improvement sector, take a look at our latest energy-focused door suite.

This stunning mix of uncompromising traditional and contemporary composite doors offers you market-leading thermal efficiency to reduce your energy bills.

If it's a front door that also possesses beautiful design, superior strength, and reassuring levels of security that you want, don't choose anything else as our huge composite door collection is streets ahead of rival front doors.



Door colour: **Chartwell Green** | Door Glass: **Cubic**

DOORS FOR EVERY HOME

Our traditional composite doors are carefully crafted to replicate the look and feel of a timber door, with classic styles to work with Victorian terraces, charming cottages, and stylish new builds. At the cutting-edge of door design, the more contemporary styles will give any home type fashionable elegance.



Customise & complement

Complement your door design and colour with the perfect piece of decorative glazing. Our huge range suits all budgets and styles.

* TWO CHOICES OF CASSETTE SYSTEMS

Our standard cassette system is made for the traditionalist, with a moulded design and woodgrain finish that suits a more regular door. The alternative is a flat grained system, where we have combined a woodgrain finish with a modern squared-off flat profile that complements a contemporary flush door.

* AS SECURE AS YOU WILL GET

Composite doors are known for their resilience, but the new range surpasses the conventional robustness offered by a composite door as its strong foam core is coupled with a laminated subframe to provide superior strength and rigidity.




Door colour: **Black** | Door Glass: **Stardrop**

* Make it personal

Make your door as individual as you are with our many vibrant colours, decorative glazing and smart hardware options (from modern handles to traditional door knockers), to give it bags of kerbside appeal.

NEWER, BOLDER COLOURS



GLAZING AT A GLANCE



Request your
FREE QUOTE



LIKE WHAT YOU SEE?

Your new composite door could be closer than you think!
Let's get going. Get a free quote **from our website.**

WE'VE GOT THE

Wow factor

A BEAUTIFUL ENERGY-EFFICIENT EXTENSION CREATED
WITHIN OUR 3D DESIGN STUDIO

A showstopping house that they originally bought in the 1980's, Mr and Mrs Hilton craved a bigger kitchen but unfortunately, expanding this area was unworkable.

To solve the conundrum, they initially reached out to a local high-end timber orangery installer who had been recommended to them. However, they felt they were unsuitable and instead headed to our showroom for assistance.

It was there they met one of our leading Designers. The couple advised him that they wished to have something better than the current old timber structure that was in place, which was more energy efficient, more usable for entertaining and where they could enjoy a great garden view.>>



Original
timber
structure

BEFORE



*“We’re just over
the moon with it.
We love it all day,
any day.”*

“It’s beyond what we could have imagined. Every day we walk in and just love it. People who visit and know the house as it was, are completely amazed too.”



THE DETAILS

ABOUT US

Mr and Mrs Hilton

OUR HOME IS

Located in the countryside, a rural residence. An old timber structure used to be where the extension now sits.

WHEN WE MOVED IN

We purchased the property in the 1980’s and haven’t wanted to leave since, especially after the installation of the aluminium flat roof extension.

ENERGY EFFICIENT EXTENSION

We had a lot of good advice on the glass type for maximum reflection of the sun and keeping heat in, making it a consistently cosy space.

>> Visiting the showroom was a real eye-opener for the Hiltons. They didn't realise they could have something quite so big and got to view lots of example extensions, including designs with thermally insulated aluminium frames, helping them visualise what was possible. Further showroom visits followed, and it was being introduced to our 3D software that sold them the dream.

Understandably, they had reservations about how the completed extension would look, but any fears were alleviated when using a photograph of their house as a backdrop, the designer presented coloured 3D visuals of the aluminium flat roof extension. They loved what they saw and are elated with the real thing.



A carefully planned extension, from concept to completion



Energy efficient extension

More energy efficient, more usable for entertaining and a great garden view.

Request your
FREE QUOTE



LIKE WHAT YOU SEE?

Your ideal home update could be closer than you think!
Let's get going. Get a free quote **from our website.**

From start to finish, we couldn't have asked for more. All those involved in the project managed it brilliantly.

The inclusion of bi-folding doors, a product they were keen on, gives them the outside-in experience they longed for, and they're pleased they trusted in our advice not to have ventilation in the roof. It wasn't required as the solar control glass that we endorsed, maximises sunlight reflection and holds in heat when it's needed most, making it a true year-round space.

Mr and Mrs Hilton found the experience less painful than they had expected and were thoroughly impressed with how expertly everything was managed.

A great living space with the 'wow' factor is what they wanted, and we're glad we could give them an extension embodying that in every possible way ■



A harmonious extension of the current property

* THE BUILD STAGES



The kitchen, for the size of the house, couldn't be made bigger, so the space was constructed next to the dining area.



Much of the measuring up was done with the couple in our showroom, which helped us install it in just 3 weeks.



The installation was less painful and disruptive than the Hiltons' expected it to be. It was finished right on schedule.

TOP 5 TRENDS

This season

1 TRADITIONAL DETAILS

In response to the turbulent times we are living in, we are all seeking comfort, resulting in us putting on our rose-tinted glasses and transporting ourselves back to simpler times.

Whether it's adding monkeytail handles to your windows or incorporating a traditional style door knocker, details are becoming increasingly popular, thanks to a real sense of nostalgia. **Cold, minimalistic details are out and character and charm is back.**



Welcome in the charm!




2 SUSTAINABILITY

Sustainability is no longer just a marketing buzzword. Consumers are becoming more attuned to what real sustainability is and are holding companies accountable, as they should. One way homeowners are following this trend is by **choosing high-quality furniture and long-lasting materials** for their home improvement projects, resulting in buying less over time. Not only will this attitude help save the planet but it offers real value for money, especially if your items are covered under a guarantee.

BIOPHILIC DESIGN

Biophilic design seeks to connect the indoors with the outdoors, blurring the lines between the two. To follow this nature-loving trend, maximise natural light and ventilation with larger windows and patio doors.

The benefits of this trend include reducing stress levels and making your home appear more spacious. Create a seamless transition into nature with the installation of bi-folding and patio doors, designed with a high proportion of glass and wide openings, to provide unobstructed views.



COLOURFUL WINDOW TREATMENTS

Windows are a great place to introduce bold patterns and vibrant colours, adding a fresh injection of colour with eye-catching blinds, curtains and shutters.

Bright colours have been proven to lift and lighten the mood, which is especially important as we enter the autumn and winter months, and even inspire creativity in individuals. Whatever the style of your windows, colourful window treatments will add both personality and positivity to your home.



HOMework SPACES

Despite your children's wishes, homework is not going away anytime soon and for many families, it's no longer sufficient to work from a corner of the dining room table. An increasing number of households are **creating a clutter-free, dedicated space** to complete homework tasks, whether that's within an existing home office, spare room or conservatory. To be fit for purpose, a homework space should be full of natural light, quiet, thermally efficient and somewhere free from distractions.

Perfect for our home AND OUR BUDGET

Ellie and her family have a much roomier house now thanks to the installation of a gorgeous glass roof orangery.



ROOM TO GROW

The Morleys chose to add extra space to create their forever home.



▲ Solid, robust security with a contemporary finish


It was only shortly after purchasing their three-bedroom, semi-detached house that the Morleys first child arrived. Moving again so soon was the last thing they wanted to do, but they urgently needed more space. They'd quickly grown attached to the new house too, so they chose to expand the property and requested an extension that would put them in touching distance of their garden.

This decision was reached following a showroom visit, which gave them the opportunity to view several fully installed extensions. It was an extension with an open-plan kitchen diner that caught their imagination the most, as they loved the idea of cooking, dining, and entertaining in a single space. Our designers recreated something similar, a space that gets flooded with light and never overheats.



An orangerie can add as much as 15% to the value of a property.

according to 'The Glazing People' - one of the UK's largest double glazing blogs



ABOUT US

THE OWNERS

I'm Ellie, and I'm a secondary school English teacher with a love of all things home styling. I live with my husband, Roger, an Assistant Headteacher, and our son Ollie, 5. Ollie has just started reception and is a little bundle of energy! We also have two dogs, Baxter and George.

OUR HOME IS

A modern, new build three bedroom detached property. We've lived here since 2018, when we moved in with our young family. Over time, we noticed the need for a more free flowing space.

THE EXTRA SPACE

A contemporary orangerie with skylight, thermal pelmets and added spotlights, combined with white Extreme UPVC windows and sliding patio doors.

PERFECT PROJECT PLANNING

Just 6 weeks after signing off the design, the orangerie was built.

From concept to completion

What really sold the orangerie to the Morleys was the moment they were shown a 3D impression of it, during a design appointment. It helped them to visualise how it would look at their home and exactly what it would offer. Building Regulations Approval had to be obtained prior to the commencement of the installation, which we handled on their behalf. >>



>> We had a good idea of what we wanted but required an experienced installer to guide us along the way. The thing that sealed it most for us was the bespoke 3D design service. It let us view the orangery in a manner we never thought possible.

The orangery has been lavished with praise by friends and family of the couple, with many remarking on how it has the feel of a proper extension. At the Morleys request, we incorporated some sliding patio doors into the orangery, enabling them to remain inside whilst watching their son enjoying himself in the garden. The solar control glazing in the roof prevents the weather from getting in.



3D VISUAL RENDER

Considering a new extension but prefer to see the final design before building commences? We can bring your vision to life on our screens with the latest 3D technology. Our designers will show you internal and external shots of your new living space, so you can visualise the space in its entirety. If you wish to make any changes, we can make edits to the final design live on screen.



The thing that sealed it for us was the 3D Design service. It let us view the orangery in a way we never thought possible...

We'll bring your vision to life




Request your
FREE DESIGN APPOINTMENT

Discuss and visualise your plans with one of our in-house designers by **visiting our website.**

GET Ellie's style

* "I love the relaxed, neutral look, but I like to add interest with textured cushions, soft throws and dried flowers."



WARM UP A PALE PALETTE

* For minimalists like Ellie, brown is the new black! The neutral palette gives Ellie's space a light, airy and organic feel. From the richness of chocolate and mahogany to the elegance of caramel and tan, there is something incredibly nurturing and luxurious about the colour brown. If you're looking to incorporate brown into your home to warm up a lighter palette, use natural materials like wood, leather and brown-coloured cotton.

Tie it together...

* Identify a colour scheme. Choose a palette of three key colours and decide on some accent shades or patterns. Paint the walls, panelling, and even the radiators the same colour as the inner window frame for a continuous flow.




Mix the Textures

Mix a variety of textures (and materials) to create depth and contrast within your home. Embrace natural materials like wood, cotton and stone to combine different textures that you can feel through your eyes.

SIMPLE WALL ART

Art can be completely transformative in a space. Trendy abstract prints make a modern statement without overpowering a space.

Embrace an earthy brown palette for warmth



Don't overlook texture or your space could fall flat.





INTERIOR

"Fall in love with your conservatory again"



MAKE YOUR

Replacement Roof

A REALITY

Thousands of conservatories have sat empty for practically the duration of the summer because they were unbearably hot inside when outside temperatures were high.

These same conservatories will remain empty for much of the winter too, because as soon temperatures tumble, they become too cold to use.

Do you have a conservatory that you barely get any use of in summer and winter for that exact reason? Annoying, isn't it, and such a waste of valuable space.

It's an issue that can be fixed though in just a matter of days and it doesn't have to involve knocking it down and constructing a more energy efficient conservatory design from scratch.

No, a replacement solid roof fitted by us will be enough and restore it back to a year-round venue, just like it should be. A place where you can relax, entertain, and socialise in comfort - whatever makes you happiest.

A SPACE FOR ALL SEASONS

The installation of any of our replacement roof solutions will dramatically modernise and change your conservatory into a weatherproof setting with a beautifully ambient atmosphere.

You can then use it how you want to, whenever you want to, without the weather dictating things.

TEMPERATURE CONTROL

Any excess heat from the sun will be fought off by the in-built roofing technology, insulation infills and authentic tiles, preventing unwanted warmth from coming in, making it so much cooler in summer.

The high-performance insulation will also keep it warm in winter, with a guarantee of the room being economical to heat, saving you money.

'NO FUSS' INSTALLATION

We may be able to retain your conservatory's original windows, doors, frames, and walls, that's how lightweight our replacement roofing systems are, and they satisfy all thermal and structural standards.

High performance and customised for any conservatory shape and style, let us give you back your conservatory and leave it as cosy as it's ever felt.



We can finally start enjoying the conservatory and all the new space! It's the perfect extension of our home.

MR & MRS HASTIE

** Go on, discover the difference that a replacement roof can make to your tired, old conservatory. For the money you spend on a solid roof, you will earn so much back from it.*

A cosy interior!

★
Request your
FREE QUOTE

LIKE WHAT YOU SEE?
Your replacement solid roof could be closer than you think! Get a free quote **from our website.**

How to **MODERNISE** *a dated garden*



*Gardens are always a big
selling-point for buyers,
so if you have one,
it's important
that it remains on trend*

Incorporate On-Trend Plants & Water Features

Cactus gardens, tall planters and interesting water features are all popular components of a modern garden in 2022.

Whether you opt for a tranquil waterfall or exotic and colourful plants in a variety of different textures, you can make a big visual impact with nature. Not only will a well-kept garden add value to your home, but it will have a positive effect on your mental health.

Make Your UPVC Decking A Centrepiece

Modern homeowners love our UPVC decking, not only because of its low-maintenance qualities, but for the number of fashionable colour finishes available. Furthermore, it makes the perfect contemporary alternative to timber decking.

Once installed, you can add statement furniture with colourful cushions and other accessories. You could perhaps even include a grilling station or a pizza oven, which is all the rage in modern outdoor spaces.



Use A Variety Of Lighting

Modernise the atmosphere with a simple flick of a switch. Combine fairy lights, LED candles and deck lights to create a magical and contemporary ambience.

Once your preferred combination of lighting is perfected, you'll be able to enjoy your garden for much longer, entertaining guests and relaxing with family well into the evening.



MODERN LIGHTING OPTIONS:

- DECK LIGHTS
- SPOTLIGHTS
- GARLAND LIGHTING
- COLOUR-CHANGING LED'S





WHEN OUTDOOR *Meets indoor*

Initially, a timber deck will look smart in your garden space and you will love its natural look, but it won't take long for that to change.

Within no time, the wooden deck boards will start cracking and splintering, and they'll very easily scratch. You will also need to regularly repaint and stain them. It will get to the point where you spend more time maintaining your wooden decking than actually sitting out and enjoying it.

UPVC decking from Lakeland Verandahs looks just as good as a timber deck initially does, and it keeps its good looks for years, without any hard work on your part. And that's not the only reason why there's far more value in a UPVC deck than a timber deck.



Built to be tough!

Waterproof

When a timber deck gets wet, walking on it is akin to walking on an ice rink. You can very easily lose your footing and hurt yourself, which rules out using it on any rainy days.

Our UPVC decking offers a non-slip surface, so you can use it in the wet without fear of taking a fall and feel safe on your feet.

It can also resist algae, whereas wooden decking can't, and it can be a nightmare to shift.



Eco-Friendly

Trees have to be felled to create wooden decks, and that is certainly no good thing for the environment - deforestation is one of the biggest causes of global warming.

Though they have a timber-like appearance, our UPVC decks don't contain a single bit of wood, and it's recycled UPVC that we use to fashion the product.

Because they're maintenance-free, you also won't need to rely on damaging chemicals to preserve them, like you may need to with a timber deck.

Robust

Garden decking should offer a solid platform for you to both walk and sit on. However, as timber decking ages, the wood softens and weakens, leading to it losing its resilience, and also its shape. Fixings will also often come loose and prove hazardous.

The robustness of UPVC decking never diminishes, at least it doesn't when it's a Lakeland deck.

It holds firm throughout its lifespan, and fixings are discreetly hidden to avoid you treading on nails or screws.

☆
Request your
FREE QUOTE

LIKE WHAT YOU SEE?
For advice on your garden design or to get a FREE decking quote visit lakelandverandahs.co.uk

All under one roof.



FREE DESIGN SERVICE

Why not book a Free Online Design Appointment with one of our professional in-house designers? We can help you get the ball rolling for whenever you're ready.



3 options TO SUIT YOU

In order to help us create your ideal proposal, we'll need to gather a few more details from you. How we meet is entirely up to you - we're totally flexible to suit your lifestyle.

1.

VIA VIDEO

Short on time? We can speak to you via video link at a time to suit you, and using our very latest design software, can specify and create the perfect products to suit your home on screen, giving you an instant price from the comfort of your sofa.

2.

AT HOME

The best place for us to really help you with your home improvement aspirations is, of course, in your home. If you're comfortable with a home visit, one of our specialists will visit at a time to suit you.

3.

IN THE SHOWROOM

Not sure exactly what you want? Then we have the perfect setting for you to be inspired! Pop along to a showroom and you'll be able to see, touch and feel a huge choice of windows, doors and home extensions and really get a feel for what you like.



Visualise your space from concept to completion



☆ *Let's get started!*

Book your FREE design appointment at a time and place to suit you

VISIT OUR WEBSITE



REQUEST YOUR QUOTE



DISCOVER OUR RANGE



VISIT OUR SHOWROOM



Like what you've seen?

- Request your **FREE QUOTE**
- Book a **FREE APPOINTMENT**
- Discover our **PRODUCT RANGE**
- Find your nearest **SHOWROOM**

Take the next steps **here**

WWW.EDENWINDOWS.CO.UK